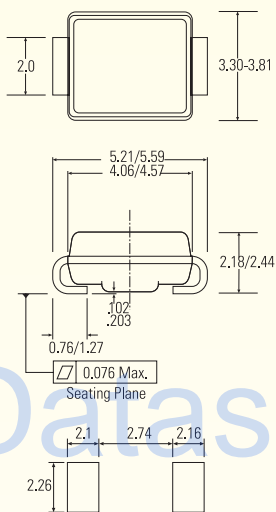




SMBJ5.0 - SMBJ170CA Series



SMTB
Solder Pads

All dimensions in mm

Invisible Protection

When no problems exist, Crydom TVS Diodes are totally invisible to the circuits they're protecting. But when potentially damaging transients occur, they provide high-speed protection to prevent damage – and then return to their electronically invisible state.

APPLICATIONS FOR SURFACE MOUNT

TRANSIENT VOLTAGE SUPPRESSORS

Protect sensitive electronics against voltage transients induced by electrostatic discharge (ESD), inductive load switching, and lightning. Ideal for the protection of I/O interfaces, Vcc bus, and other integrated circuits.

FEATURES

- Glass passivated junction
- Stand-off voltage range: 5 - 170 V
- Uni-directional and bi-directional
- Jedec package designed to meet SM assembly needs
- Low lead inductance
- 100% surge tested

MECHANICAL DATA

- Case: D0214AA molded plastic over glass passivated junction UL94V(0) (Thermoset) Epoxy
- Terminals: Solder plated solderable per MIL-STD-750 Method 2026
- Solderable leads: 230°C for 10 s
- Marking: Cathode band (positive terminal, uni-directional devices only), device code, logo
- Weight: 0.093 grams (approx.)

MAXIMUM RATINGS

- Peak pulse power (PPk) 600 watts (10 X 1000 μ s)
- 1.5 watt steady state
- Response time: 1 X 10⁻¹²s (theoretical)
- Forward surge rating: 100 A, 8.3 ms single half sine wave (uni-directional only)
- Operating and storage temperature: -55°C to +150°C

SMBJ5.0 – SMBJ170CA Series

| PART NUMBER UNI-POLAR | DEVICE CODE UNI-POLAR | PART NUMBER BI-POLAR | DEVICE CODE BI-POLAR "C" OR "CA" VERSION | REVERSE STAND-OFF VOLTAGE Vr (V) | BREAKDOWN VOLTAGE VBR (V) @ IT | | | MAXIMUM REVERSE LEAKAGE Ir @ Vr (μ A) | MAXIMUM CLAMPING VOLTAGE Vc @ IPP (V) | MAXIMUM PEAK PULSE CURRENT IPP (A) |
|--------------------------|--------------------------|-------------------------|---|--|-----------------------------------|-------|------|--|---|--|
| | | | | | MIN. | MAX. | (mA) | | | |
| SMBJ5.0 | KD | SMBJ5.0C | AD | 5.0 | 6.40 | 7.55 | 10 | 800.0 | 9.6 | 62.5 |
| SMBJ5.0A | KE | SMBJ5.0CA | AE | 5.0 | 6.40 | 7.25 | 10 | 800.0 | 9.2 | 65.2 |
| SMBJ6.0 | KF | SMBJ6.0C | AF | 6.0 | 6.67 | 8.45 | 10 | 800.0 | 11.4 | 52.6 |
| SMBJ6.0A | KG | SMBJ6.0CA | AG | 6.0 | 6.67 | 7.67 | 10 | 800.0 | 10.3 | 58.3 |
| SMBJ6.5 | KH | SMBJ6.5C | AH | 6.5 | 7.22 | 9.14 | 10 | 500.0 | 12.3 | 48.7 |
| SMBJ6.5A | KK | SMBJ6.5CA | AK | 6.5 | 7.22 | 8.30 | 10 | 500.0 | 11.2 | 53.6 |
| SMBJ7.0 | KL | SMBJ7.0C | AL | 7.0 | 7.78 | 9.86 | 10 | 200.0 | 13.3 | 45.1 |
| SMBJ7.0A | KM | SMBJ7.0CA | AM | 7.0 | 7.78 | 8.95 | 10 | 200.0 | 12.0 | 50.0 |
| SMBJ7.5 | KN | SMBJ7.5C | AN | 7.5 | 8.33 | 10.67 | 1 | 100.0 | 14.3 | 42.0 |
| SMBJ7.5A | KP | SMBJ7.5CA | AP | 7.5 | 8.33 | 9.58 | 1 | 100.0 | 12.9 | 46.5 |
| SMBJ8.0 | KQ | SMBJ8.0C | AQ | 8.0 | 8.89 | 1.30 | 1 | 50.0 | 15.0 | 40.0 |
| SMBJ8.0A | KR | SMBJ8.0CA | AR | 8.0 | 8.89 | 10.23 | 1 | 50.0 | 13.6 | 44.1 |
| SMBJ8.5 | KS | SMBJ8.5C | AS | 8.5 | 9.44 | 11.92 | 1 | 20.0 | 15.9 | 37.7 |
| SMBJ8.5A | KT | SMBJ8.5CA | AT | 8.5 | 9.44 | 10.82 | 1 | 20.0 | 14.4 | 41.7 |
| SMBJ9.0 | KU | SMBJ9.0C | AU | 9.0 | 10.00 | 12.60 | 1 | 10.0 | 16.9 | 35.5 |
| SMBJ9.0A | KV | SMBJ9.0CA | AV | 9.0 | 10.00 | 11.50 | 1 | 10.0 | 15.4 | 39.0 |
| SMBJ10 | KW | SMBJ10C | AW | 10.0 | 11.10 | 14.10 | 1 | 5.0 | 18.8 | 31.9 |
| SMBJ10A | KX | SMBJ10CA | AX | 10.0 | 11.10 | 12.80 | 1 | 5.0 | 17.0 | 35.3 |
| SMBJ11 | KY | SMBJ11C | AY | 11.0 | 12.20 | 15.40 | 1 | 5.0 | 20.1 | 29.9 |
| SMBJ11A | KZ | SMBJ11CA | AZ | 11.0 | 12.20 | 14.00 | 1 | 5.0 | 18.2 | 33.0 |
| SMBJ12 | LD | SMBJ12C | BD | 12.0 | 13.30 | 16.90 | 1 | 5.0 | 22.0 | 27.3 |
| SMBJ12A | LE | SMBJ12CA | BE | 12.0 | 13.30 | 15.30 | 1 | 5.0 | 19.9 | 30.2 |
| SMBJ13 | LF | SMBJ13C | BF | 13.0 | 14.40 | 8.20 | 1 | 5.0 | 23.8 | 25.2 |
| SMBJ13A | LG | SMBJ13CA | BG | 13.0 | 14.40 | 16.50 | 1 | 5.0 | 21.5 | 27.9 |
| SMBJ14 | LH | SMBJ14C | BH | 14.0 | 15.60 | 19.80 | 1 | 5.0 | 25.8 | 23.3 |
| SMBJ14A | LK | SMBJ14CA | BK | 14.0 | 15.60 | 17.90 | 1 | 5.0 | 23.2 | 25.8 |
| SMBJ15 | LL | SMBJ15C | BL | 15.0 | 16.70 | 21.10 | 1 | 5.0 | 26.9 | 22.3 |
| SMBJ15A | LM | SMBJ15CA | BM | 15.0 | 16.70 | 19.20 | 1 | 5.0 | 24.4 | 24.0 |
| SMBJ16 | LN | SMBJ16C | BN | 16.0 | 17.80 | 22.60 | 1 | 5.0 | 28.8 | 20.8 |
| SMBJ16A | LP | SMBJ16CA | BP | 16.0 | 17.80 | 20.50 | 1 | 5.0 | 26.0 | 23.1 |
| SMBJ17 | LQ | SMBJ17C | BQ | 17.0 | 18.90 | 23.90 | 1 | 5.0 | 30.5 | 19.7 |
| SMBJ17A | LR | SMBJ17CA | BR | 17.0 | 18.90 | 21.70 | 1 | 5.0 | 27.6 | 21.0 |
| SMBJ18 | LS | SMBJ18C | BS | 18.0 | 20.00 | 25.30 | 1 | 5.0 | 32.2 | 18.6 |
| SMBJ18A | LT | SMBJ18CA | BT | 18.0 | 20.00 | 23.30 | 1 | 5.0 | 29.2 | 20.5 |
| SMBJ20 | LU | SMBJ20C | BU | 20.0 | 22.20 | 28.10 | 1 | 5.0 | 35.8 | 16.7 |
| SMBJ20A | LV | SMBJ20CA | BV | 20.0 | 22.20 | 25.50 | 1 | 5.0 | 32.4 | 18.5 |
| SMBJ22 | LW | SMBJ22C | BW | 22.0 | 24.40 | 30.90 | 1 | 5.0 | 39.4 | 15.2 |
| SMBJ22A | LX | SMBJ22CA | BX | 22.0 | 24.40 | 28.00 | 1 | 5.0 | 35.5 | 16.9 |
| SMBJ24 | LY | SMBJ24C | BY | 24.0 | 26.70 | 33.80 | 1 | 5.0 | 43.0 | 14.0 |
| SMBJ24A | LZ | SMBJ24CA | BZ | 24.0 | 26.70 | 30.70 | 1 | 5.0 | 38.9 | 15.4 |
| SMBJ26 | MD | SMBJ26C | CD | 26.0 | 28.90 | 36.60 | 1 | 5.0 | 46.6 | 12.4 |
| SMBJ26A | ME | SMBJ26CA | CE | 26.0 | 28.90 | 33.20 | 1 | 5.0 | 42.1 | 14.2 |
| SMBJ28 | MF | SMBJ28C | CF | 28.0 | 31.10 | 39.40 | 1 | 5.0 | 50.0 | 12.0 |
| SMBJ28A | MG | SMBJ28CA | CG | 28.0 | 31.10 | 35.80 | 1 | 5.0 | 45.4 | 13.2 |
| SMBJ30 | MH | SMBJ30C | CH | 30.0 | 33.30 | 42.20 | 1 | 5.0 | 53.5 | 11.2 |
| SMBJ30A | MK | SMBJ30CA | CK | 30.0 | 33.30 | 38.30 | 1 | 5.0 | 46.6 | 12.4 |
| SMBJ33 | ML | SMBJ33C | CL | 33.0 | 36.70 | 46.50 | 1 | 5.0 | 59.0 | 10.2 |


Note: Non "A" devices have higher clamping voltage. Add suffix "C" to denote bi-polar devices. For bi-directional devices having Vr of 10 V and under the Ir limit is doubled. For uni-direction devices Vf – 3.5 V max. at If 50 A, 300 μ s square wave pulse. Electrical specifications @ 25°C.

SMBJ5.0 – SMBJ170CA Series

| PART NUMBER UNI-POLAR | DEVICE CODE UNI-POLAR | PART NUMBER BI-POLAR | DEVICE CODE BI-POLAR "C" OR "CA" VERSION | REVERSE STAND-OFF VOLTAGE Vr (V) | BREAKDOWN VOLTAGE Vbr (V) @ Ir | | | MAXIMUM REVERSE LEAKAGE Ir @ Vr (µA) | MAXIMUM CLAMPING VOLTAGE Vc @ IPP (V) | MAXIMUM PEAK PULSE CURRENT IPP (A) |
|--------------------------|--------------------------|-------------------------|---|--|-----------------------------------|--------|------|--|---|--|
| | | | | | MIN. | MAX. | (mA) | | | |
| SMBJ33A | MM | SMBJ33CA | CM | 33.0 | 36.70 | 42.20 | 1.0 | 5.0 | 53.3 | 11.3 |
| SMBJ36 | MN | SMBJ36C | CN | 36.0 | 40.00 | 50.70 | 1.0 | 5.0 | 64.3 | 9.3 |
| SMBJ36A | MP | SMBJ36CA | CP | 36.0 | 40.00 | 46.00 | 1.0 | 5.0 | 58.1 | 10.3 |
| SMBJ40 | MQ | SMBJ40C | CQ | 40.0 | 44.40 | 56.30 | 1.0 | 5.0 | 71.4 | 8.4 |
| SMBJ40A | MR | SMBJ40CA | CR | 40.0 | 44.40 | 51.10 | 1.0 | 5.0 | 64.5 | 9.3 |
| SMBJ43 | MS | SMBJ43C | CS | 43.0 | 47.80 | 60.50 | 1.0 | 5.0 | 76.7 | 7.8 |
| SMBJ43A | MT | SMBJ43CA | CT | 43.0 | 47.80 | 54.90 | 1.0 | 5.0 | 69.4 | 8.6 |
| SMBJ45 | MU | SMBJ45C | CU | 45.0 | 50.00 | 63.30 | 1.0 | 5.0 | 80.3 | 7.5 |
| SMBJ45A | MV | SMBJ45CA | CV | 45.0 | 50.00 | 57.50 | 1.0 | 5.0 | 72.7 | 8.3 |
| SMBJ48 | MW | SMBJ48C | CW | 48.0 | 53.30 | 67.50 | 1.0 | 5.0 | 85.5 | 7.0 |
| SMBJ48A | MX | SMBJ48CA | CX | 48.0 | 53.30 | 61.30 | 1.0 | 5.0 | 77.4 | 7.7 |
| SMBJ51 | MY | SMBJ51C | CY | 51.0 | 56.70 | 71.80 | 1.0 | 5.0 | 91.1 | 6.6 |
| SMBJ51A | MZ | SMBJ51CA | CZ | 51.0 | 56.70 | 65.20 | 1.0 | 5.0 | 82.4 | 7.3 |
| SMBJ54 | ND | SMBJ54C | DD | 54.0 | 60.00 | 76.00 | 1.0 | 5.0 | 96.3 | 6.2 |
| SMBJ54A | NE | SMBJ54CA | DE | 54.0 | 60.00 | 69.00 | 1.0 | 5.0 | 87.1 | 6.9 |
| SMBJ58 | NF | SMBJ58C | DF | 58.0 | 64.40 | 81.60 | 1.0 | 5.0 | 103.0 | 5.8 |
| SMBJ58A | NG | SMBJ58CA | DG | 58.0 | 64.40 | 74.10 | 1.0 | 5.0 | 93.6 | 6.4 |
| SMBJ60 | NH | SMBJ60C | DH | 60.0 | 66.70 | 84.50 | 1.0 | 5.0 | 107.0 | 5.6 |
| SMBJ60A | NK | SMBJ60CA | DK | 60.0 | 66.70 | 76.70 | 1.0 | 5.0 | 96.8 | 6.2 |
| SMBJ64 | NL | SMBJ64C | DL | 64.0 | 71.10 | 90.10 | 1.0 | 5.0 | 114.0 | 5.3 |
| SMBJ64A | NM | SMBJ64CA | DM | 64.0 | 71.10 | 81.80 | 1.0 | 5.0 | 103.0 | 5.8 |
| SMBJ70 | NN | SMBJ70C | DN | 70.0 | 77.80 | 98.60 | 1.0 | 5.0 | 125.0 | 4.8 |
| SMBJ70A | NP | SMBJ70CA | DP | 70.0 | 77.80 | 89.50 | 1.0 | 5.0 | 113.0 | 5.3 |
| SMBJ75 | NQ | SMBJ75C | DQ | 75.0 | 83.30 | 105.70 | 1.0 | 5.0 | 134.0 | 4.5 |
| SMBJ75A | NR | SMBJ75CA | DR | 75.0 | 83.30 | 95.80 | 1.0 | 5.0 | 121.0 | 4.9 |
| SMBJ78 | NS | SMBJ78C | DS | 78.0 | 86.70 | 109.80 | 1.0 | 5.0 | 139.0 | 4.3 |
| SMBJ78A | NT | SMBJ78CA | DT | 78.0 | 86.70 | 99.70 | 1.0 | 5.0 | 126.0 | 4.7 |
| SMBJ85 | NU | SMBJ85C | DU | 85.0 | 94.40 | 119.20 | 1.0 | 5.0 | 151.0 | 3.9 |
| SMBJ85A | NV | SMBJ85CA | DV | 85.0 | 94.40 | 108.20 | 1.0 | 5.0 | 137.0 | 4.4 |
| SMBJ90 | NW | SMBJ90C | DW | 90.0 | 100.00 | 126.50 | 1.0 | 5.0 | 160.0 | 3.8 |
| SMBJ90A | NX | SMBJ90CA | DX | 90.0 | 100.00 | 115.50 | 1.0 | 5.0 | 146.0 | 4.1 |
| SMBJ100 | NY | SMBJ100C | DY | 100.0 | 111.00 | 141.00 | 1.0 | 5.0 | 179.0 | 3.4 |
| SMBJ100A | NZ | SMBJ100CA | DZ | 100.0 | 111.00 | 128.00 | 1.0 | 5.0 | 162.0 | 3.7 |
| SMBJ110 | PD | SMBJ110C | ED | 110.0 | 122.00 | 154.50 | 1.0 | 5.0 | 196.0 | 3.0 |
| SMBJ110A | PE | SMBJ110CA | EE | 110.0 | 122.00 | 140.50 | 1.0 | 5.0 | 177.0 | 3.4 |
| SMBJ120 | PF | SMBJ120C | EF | 120.0 | 133.00 | 169.00 | 1.0 | 5.0 | 214.0 | 2.8 |
| SMBJ120A | PG | SMBJ120CA | EG | 120.0 | 133.00 | 153.00 | 1.0 | 5.0 | 193.0 | 3.1 |
| SMBJ130 | PH | SMBJ130C | EH | 130.0 | 144.00 | 182.50 | 1.0 | 5.0 | 231.0 | 2.6 |
| SMBJ130A | PK | SMBJ130CA | EK | 130.0 | 144.00 | 165.50 | 1.0 | 5.0 | 209.0 | 2.9 |
| SMBJ150 | PL | SMBJ150C | EL | 150.0 | 167.00 | 211.50 | 1.0 | 5.0 | 268.0 | 2.2 |
| SMBJ150A | PM | SMBJ150CA | EM | 150.0 | 167.00 | 192.50 | 1.0 | 5.0 | 243.0 | 2.5 |
| SMBJ160 | PN | SMBJ160C | EN | 160.0 | 178.00 | 226.00 | 1.0 | 5.0 | 287.0 | 2.1 |
| SMBJ160A | PP | SMBJ160CA | EP | 160.0 | 178.00 | 205.00 | 1.0 | 5.0 | 259.0 | 2.3 |
| SMBJ170 | PQ | SMBJ170C | EQ | 170.0 | 189.00 | 239.50 | 1.0 | 5.0 | 304.0 | 2.0 |
| SMBJ170A | PR | SMBJ170CA | ER | 170.0 | 189.00 | 217.50 | 1.0 | 5.0 | 275.0 | 2.2 |



SMBJ5.0 – SMBJ170CA Series



Specify Crydom

...for these industry-leading components and products:

- **Solid State Relays**
 - Printed Circuit Board Mount
 - Panel Mount
 - DIN Rail Mount
- **Power Cubes**
- **I/O Modules**
- **Transient Voltage Suppression Components**
 - TVS Diodes
 - Thyristor Suppression Devices
 - Gas Discharge Tubes (GDT)
 - Zeners/Studs
 - Hybrid Arrester Devices

Ordering Information

For recommended applications and more information contact:

Sales: 1-877-502-5500

Technical support: 1-877-702-7700

Corporate Headquarters: 1-619-715-7200

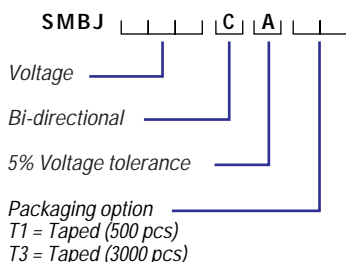
Fax: 1-619-715-7280

E-mail: sales@crydom.com

Website: www.crydom.com

About Crydom

Over the years Crydom has become the supplier of choice for advanced, high-quality products like those featured here. It's the result of our teams of design and production engineers – material, production control, and quality assurance experts, and more – working seamlessly together to create, produce, and deliver superior components and products that satisfy the most demanding environmental and performance requirements. We focus on timely delivery and competitive pricing aimed at meeting your needs and helping you succeed in today's fast-paced, fast-changing global markets.



FASTFAX Product Info: 1-888-267-9191

Crydom

9525 Chesapeake Drive
San Diego, CA 92123 USA



©1998 Crydom
Specifications subject to change without notice.